

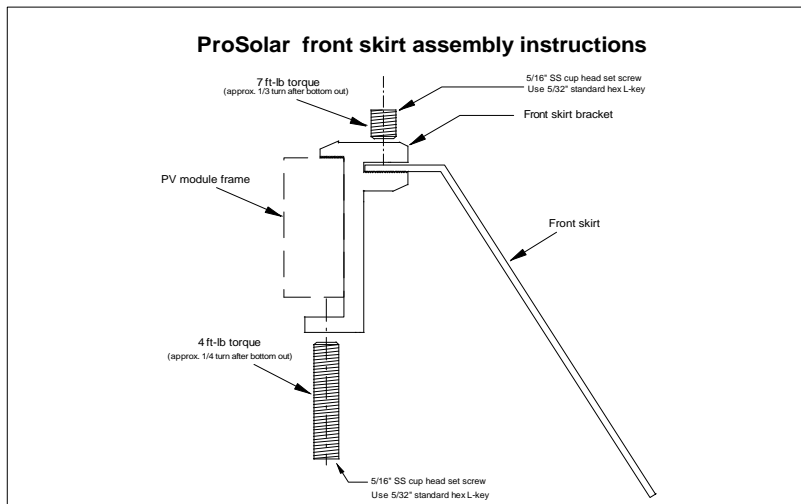
ProSolar® RoofTrac® Skirt install instructions for sloped roofs

(Skirt NOT required for class A sloped roof fire rating, Type 1 and 2 modules)

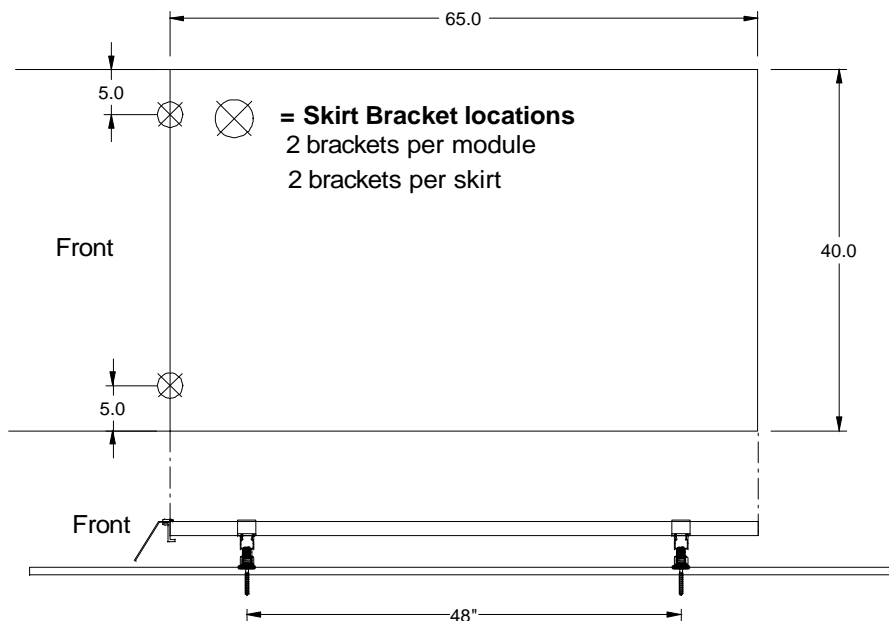
Tools required: 5/32" hex L key, compound sliding miter saw with aluminum cutting blade or rafter angle square and portable circular saw with aluminum cutting blade.

Attach skirt bracket, approximately 5" from end of module, by placing around module frame and fastening bottom set screw with a 5/32" hex L key. Tighten to 4 ft-lb (approx. 1/4 turn after bottom out). Bracket not rated for snowload.

1. Slide skirt into slot opening and fasten top set screw with 5/32" hex L key. Tighten to 7 ft-lb (approx 1/3 turn after bottoming out)



2. Use at least (2) brackets per module and at least (2) brackets per skirt. (See system overview on next page). Use cutoff saw with material holding clamp to trim skirt.



18 Module System Overview 84" long skirt

Front skirt material list-

Skirt NOT required for class A sloped roof fire rating for Type 1 & 2 modules

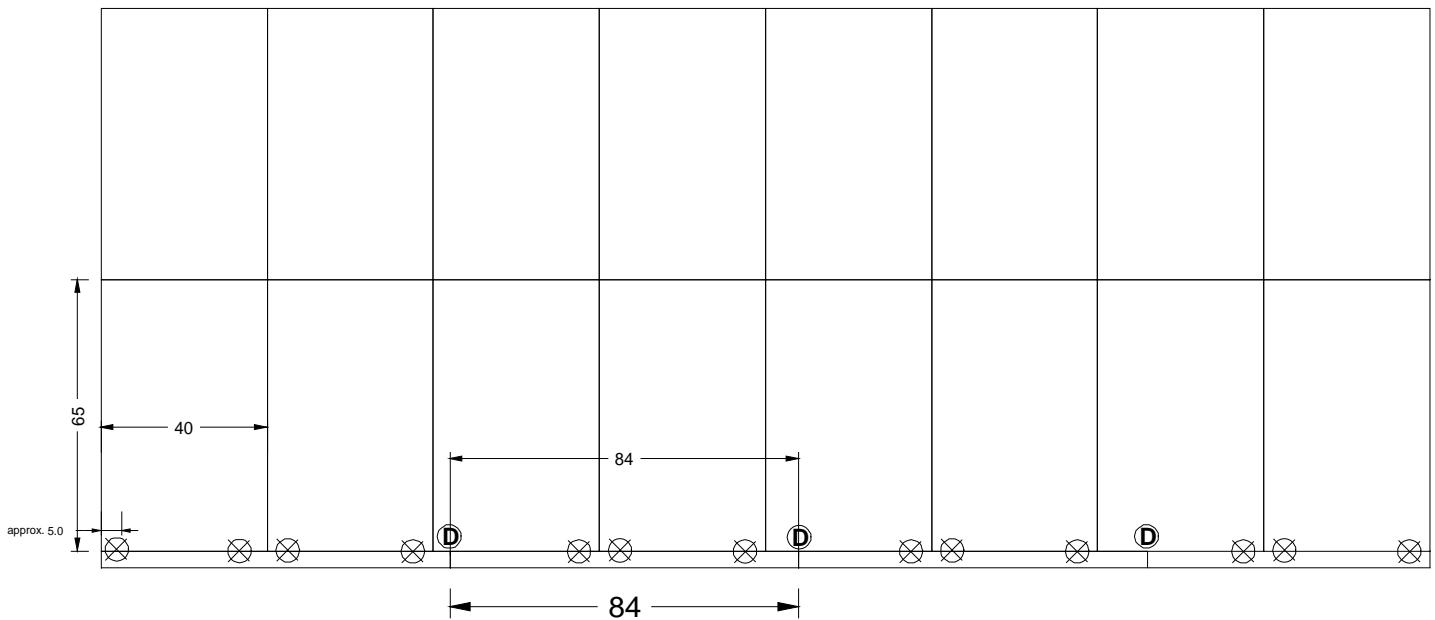
(4) 84" long skirts

2.75" tall skirt (ProSolar PN: A-FS275-84-6)
for 1-1/2" min module bottom to roof clearance

4.5" tall skirt (ProSolar PN: A-FS450-84-6)
for 3" min module bottom to roof clearance

(13) Single skirt brackets (ProSolar PN: A-FSB-SINGLE-24)

(3) Double skirt brackets (ProSolar PN: A-FSB-DOUBLE-24)



⊗ = **Single Skirt Bracket locations**
2 brackets per module
2 brackets per skirt

Ⓧ = **Double Skirt Bracket locations**
Used at joint between two skirts

18 Module System Overview 136" long skirt

Front skirt material list

Skirt NOT required for class A sloped roof fire rating for Type 1 & 2 modules

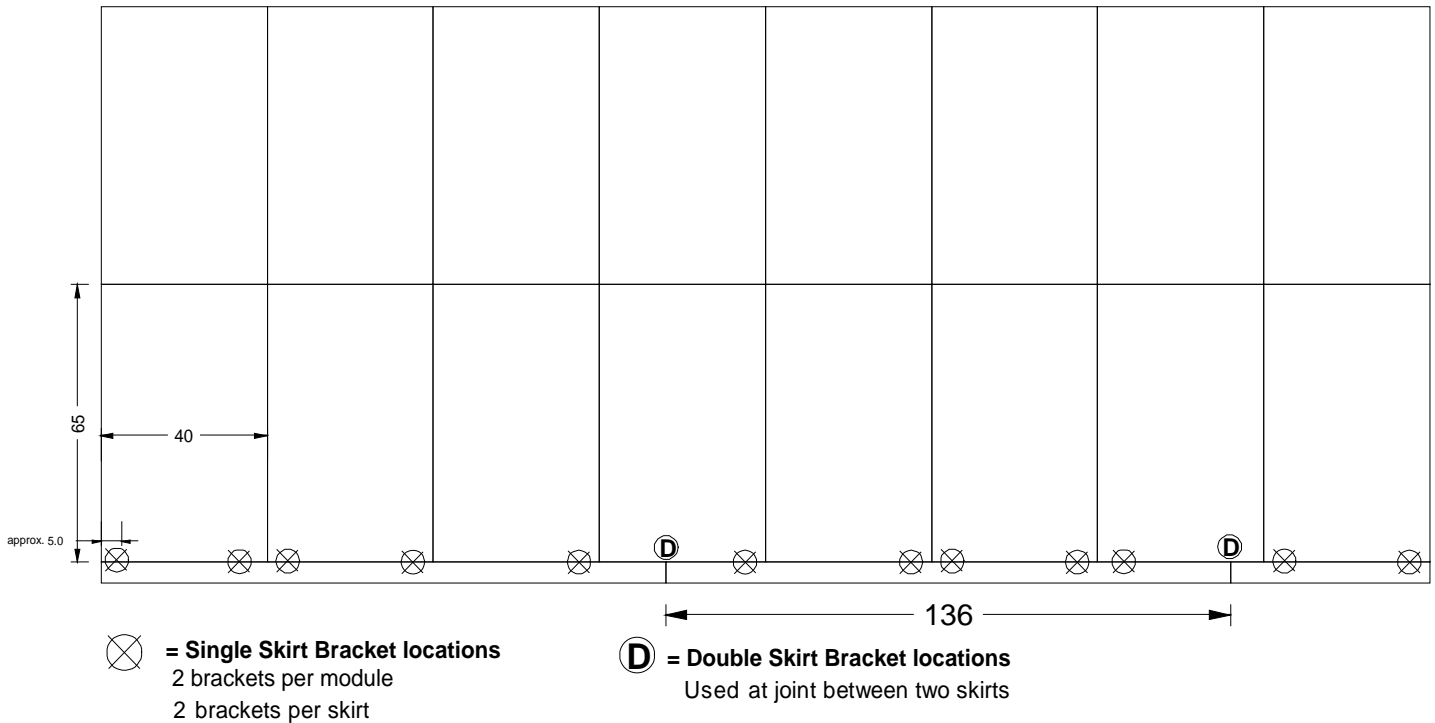
(3) 136" long skirts


2.75" tall skirt (ProSolar PN: A-FS275-136-6)
for 1-1/2" min module bottom to roof clearance

4.5" tall skirt (ProSolar PN: A-FS450-136-6)
for 3" min module bottom to roof clearance

(12) Single skirt brackets (ProSolar PN: A-FSB-SINGLE-24)

(2) Double skirt brackets (ProSolar PN: A-FSB-DOUBLE-24)





Single Bracket (ProSolar PN: A-FSB-SINGLE-24)



Double bracket (ProSolar PN: A-FSB-DOUBLE-24) used at splice



Photo of ProSolar® front skirt used on sloped roof